

**Sales**

SENTINEL™  
 QSA Global, Inc.  
 6765 Langley Drive  
 Baton Rouge, Louisiana 70809  
 Telephone +1 225 751 5893  
 Toll Free 1 800 225 1383  
 Fax +1 225 756 0365  
 +1 225 751 8082

**Manufacturing**

SENTINEL™  
 QSA Global, Inc.  
 40 North Avenue  
 Burlington, Massachusetts 01803  
 Telephone +1 781 272 2000  
 Toll Free 1 800 815 1383  
 Fax +1 781 273 2216

Email [SENTINELsales@QSA-Global.com](mailto:SENTINELsales@QSA-Global.com)

Website [www.QSA-Global.com](http://www.QSA-Global.com)

**Technical Specifications**

<b>Model</b> 1075 SCARPro	
<b>Primary Application</b> Industrial Gamma Radiography	
<b>Dimensions</b>	
Length	11.20 in (22.45 cm)
Width	5.90 in (14.99 cm)
Height	7.30 in (18.54 cm)
<b>Weight</b>	
With Jacket	30 lb (13.61 kg)
Without Jacket	27 lb (12.25 kg)
<b>Shielding</b>	
Tungsten	16.5 lb (7.5 kg)
<b>Materials</b> Tungsten shield with built in source path, Stainless Steel, Aluminum, and Polyurethane	
<b>Isotope</b> Selenium-75	
<b>Maximum Source Capacity</b> 81 Ci (3 TBq) of Selenium-75	
<b>Controls and Guide Tubes</b> 1075 SCARPro Projectors are designed, manufactured and approved for use with SENTINEL™ authorized controls and accessories only.	
<b>Operating Temperature Range</b> -40° F to 300° F (-40° C to 149° C)	

# SCARPro

All goods and services are sold subject to the terms and conditions of QSA Global, Inc. A copy of these terms and conditions is available upon request.

SENTINEL™ is a registered trademark of QSA in USA, Canada, South Korea, and Europe.

All brand names and product names where used are acknowledged to be trademarks of their respective holders.

© 2015 QSA Global, Inc.

BRO-020 October 2015

# SCARPro



*Pipe Wall Profile*

*Pipeline*

*24/7 Radiography  
in  
Congested Work Areas*

*Weld Quality*

*Increased Productivity*



## Applications

SENTINEL™ Model 1075 **SCARPro** source projector is used for industrial non-destructive testing applications of gamma radiography with Selenium-75. **SCARPro** can be used as a category I or II exposure device. When used in SCAR mode (category I), the **SCARPro** allows radiography to be performed in congested work areas with a minimal distance to the controlled areas. When used as a traditional projector (category II), standard SENTINEL™ source guide tubes and collimators allow the Selenium-75 source to be used for axial, radial and panoramic exposures.

## Fixture Kit

- Ratchet attachment for securing to pipe
- Threaded inserts for ratchet attachment
- Adjustable mounting rails
- Bottom and side mounting holes

## SMALL CONTROLLED AREA RADIOGRAPHY

### Exposure Device





Model 1075 **SCARPro** is a dual mode radiographic exposure device for Small Controlled Area Radiography and traditional projection radiography.

### SCAR

An interchangeable collimator with a 90° incremental adjustment enables safe radiography in areas congested with workers.

### Projector

A standard guide tube attachment with an ISO compliant interlock enables traditional axial and radial projection radiography.



*Field Mode Changeable*

*Compact Ergonomic Jacket*

*Tungsten Shield*

*ISO 3999 Compliant*

*Interchangeable Front End Plate*

*Utilizes Standard 880 Series  
Controls & Guide Tubes*

### Front End Plate Interface

A standard guide tube port can be changed to a SCAR collimator quickly and safely in the field. Dose rates do not elevate during attachment and removal of SENTINEL™ source guide tubes.

Model 1075 **SCARPro** is designed, manufactured and approved for use with SENTINEL™ authorized controls and accessories only.

### Control Interface

The source assembly is automatically secured when fully retracted into the device's fully shielded position.

Disconnection of the remote control is prevented unless the source assembly is fully secured and shielded.

